

CONVENIENT BEAD SYSTEM FOR STORING AND RETREIVING BACTERIAL CULTURES

> EASY-TO-USE SYSTEM FOR FREEZING BACTERIAL CULTURES FOR LATER RETRIEVAL

- You can create and store multiple subcultures within minutes.
- Retrieving bacterial strains is so simple and provides you with a fresh culture each time, eliminating organism variation associated with repetitive sub-culturing.
- Low cost means of maintaining important ATCC controls and reference cultures.
- Offers significant cost savings compared with expensive lyophilized commercial cultures.
- Supplied in unique freezer storage boxes with printed grids allowing easy indexing and location of cultures.



> CRYOBANK™ — CONVENIENT FOR ANY LAB

CRYOBANK™ is based on a cryovial system comprising chemically treated beads suspended in a special cryogenic preserving solution.

CRYOBANK™ offers a reliable, convenient and versatile system for storing and preserving fastidious bacteria over long periods at -60°C and -80°C . CRYOBANK™ is less expensive than lyophilization, repeated subculture or purchasing commercially available control organisms. CRYOBANK™ permits the easy establishment of culture collections for laboratory accreditation or research purposes.

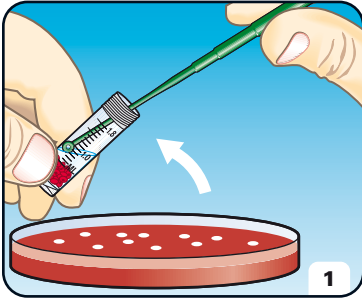
Ready-to-use system that can be used by any microbiology laboratory including:

- Clinical
- Brewing
- Food
- Dairy
- Water
- Veterinary
- Pharmaceutical
- Biotechnology

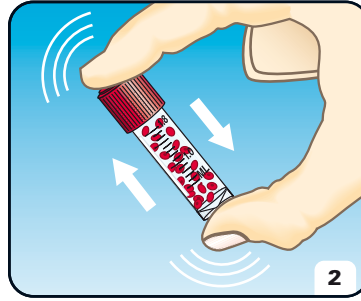


Cryobank tubes contain a cryopreservation medium for suspending the bacterial culture and approximately 25 color-coded ceramic beads.

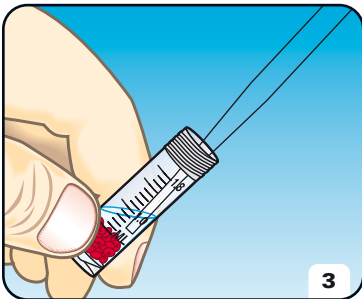
> HOW TO USE



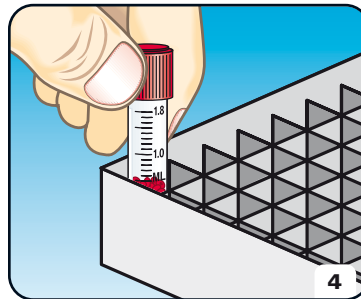
Using a permanent marker, label the code for the organism onto the white panel on the vial. Aseptically inoculate the CRYOBANK™ tube colonies from a fresh, pure culture to a density equivalent to MacFarland 3 or 4 standard.



Replace cap and mix carefully by inverting the tube to completely distribute the organism.

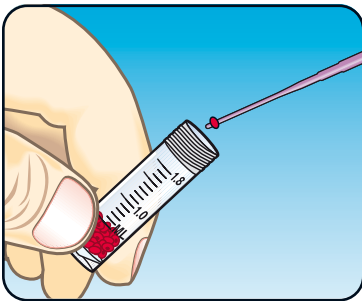


Remove as much of the cryopreservative fluid as possible with a sterile pipette and re-close the tube.

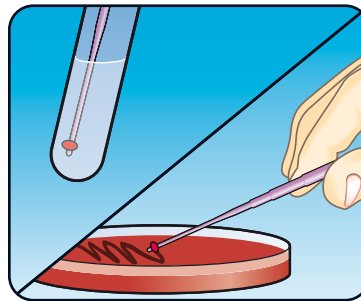


Store the inoculated CRYOBANK™ tube in a suitable freezer between -60°C and -80°C . Details of the tube contents may also be recorded on the grid printed on the lid of the storage box. Space is also available for recording the individual box identification if required.

> RECOVERY



Remove the CRYOBANK™ tube from the freezer. If several tubes are being removed at once, thawing should be prevented by use of a cryoblock. Open the vial and remove bead by inserting a sterile needle through the hole or by using sterile forceps.



The bead may be dropped into an appropriate liquid medium. Alternatively, streak the bead immediately over the surface of an appropriate medium and incubate under suitable conditions. Discard the bead safely in the manner for infected material. Close vial and return it to the freezer as soon as possible.

> ORDERING INFORMATION

CATALOG NO.	DESCRIPTION	PACKAGING
CRYO80/R	Red Beads	80 vials
CRYO80/G	Green Beads	80 vials
CRYO80/Y	Yellow Beads	80 vials
CRYO80/B	Blue Beads	80 vials
CRYO80/M	Color assortment	80 vials
CRYO/Z	Cryoblock - 18 well	1 block

Copan Diagnostics Inc.
 26055 Jefferson Ave.
 Murrieta, California 92562 USA
 Toll Free: (800)216-4016 (US & Canada)
 Phone: (951) 696-6957 Fax: (951)600-1832
 E-Mail: info@copanusa.com
www.copanusa.com