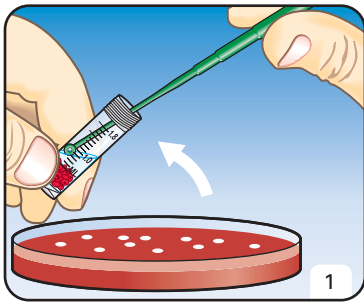
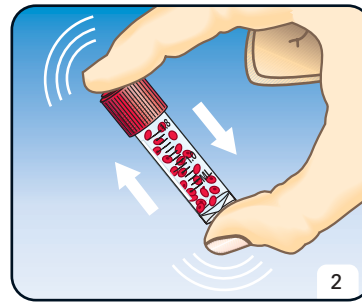


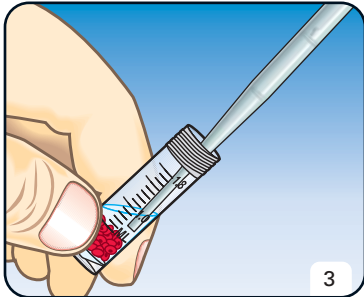
HOW-TO-USE



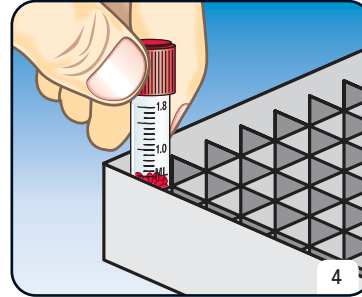
From a fresh 18 hours plate culture of bacteria, make a heavy, cloudy suspension of the organism in the CRYOBANK™ medium in the tube.



Mix the tubes by shaking and inverting the tube to allow the bacteria in the suspension to coat the beads

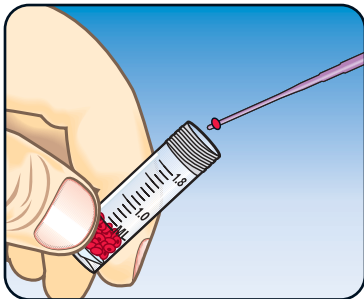


Using a sterile pipet remove the CRYOBANK™ medium from the tube.

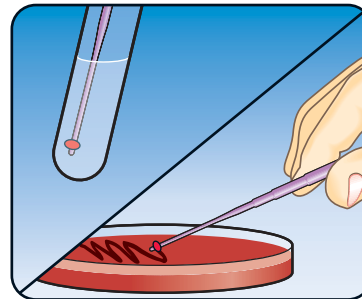


Immediately place the CRYOBANK™ tube in a -70°C freezer or under liquid nitrogen to store the culture.

RECOVERY



Remove the CRYOBANK™ tube from the freezer or liquid nitrogen container. Remove the cap of the CRYOBANK™ tube. Using forceps or a inoculating needle remove one bead.



Roll the bead over the surface of appropriate plate culture medium or drop the bead into a nutrient broth.

Immediately return the CRYOBANK™ tube with remaining beads to the freezer or liquid nitrogen storage container to prevent other beads from thawing.

ORDERING INFORMATION

Catalog No.	Description	Packaging
CRYO/R	Red Beads	64 vials
CRYO/G	Green Beads	64 vials
CRYO/Y	Yellow Beads	64 vials
CRYO/B	Blue Beads	64 vials
CRYO/M	Color assortment	64 vials
CRYO/Z	Cryoblock - 18 well	1 block

