



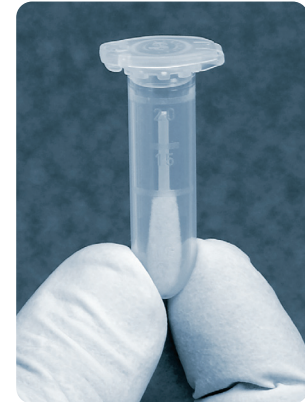
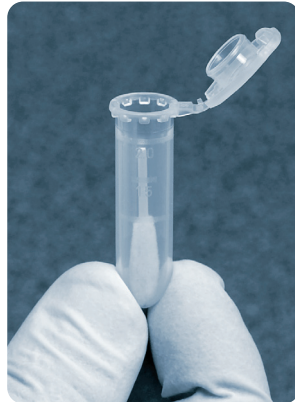
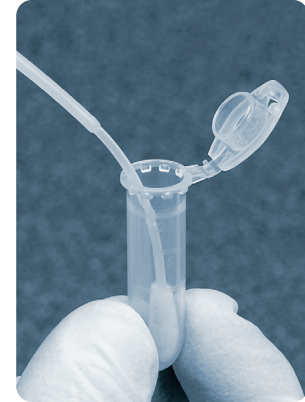
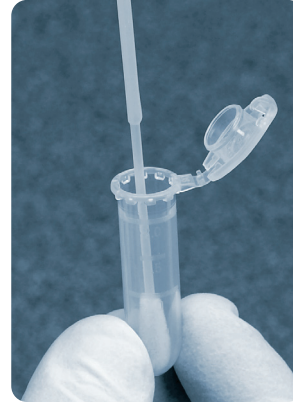
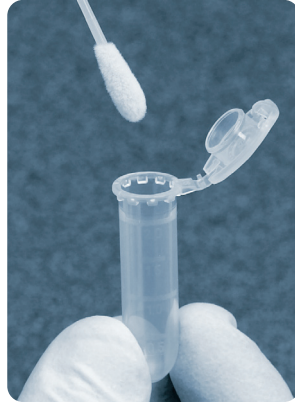
# FORENSIC COLLECTION SYSTEM



**4NE** Improved sample collection **4NE** Increased assay sensitivity

## How to use:

1. Peel open the collection pack and remove the swab and cuvette tube
2. Collect sample
3. Place swab in cuvette tube
4. Snap the swab shaft at the molded breakpoint position
5. Discard the applicator shaft and close the cuvette cap



**4NE** DNA Flocked Swab is provided in 3 different kit formats:

Prod. Code	Description	Intended Use	Packaging
3520CS01	Flocked swab w/ breaking point in sterile paper-plastic peel pouch	For forensic use	1000 pcs (int:10 X 100 pcs)
3520CA	Flocked swab w/ breaking point, 2 ML eppendorf tube in sterile plastic-plastic peel pouch	For forensic use – laboratory sampling	600 pcs (int:6 X 100 pcs)
3520CF	Flocked swab with breaking point, 2 ML eppendorf tube w/ evaporation duct in sterile plastic-plastic peel pouch	For forensic use – crime scene	600 pcs (int:6 X 100 pcs)